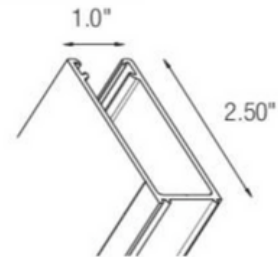


Product Cut Sheet: Side Channels for Roller Shades

Aluminum side channel extrusions help eliminate light leaks at the sides of both motorized and manual roller-shades. In conjunction with sill angle and a properly constructed top treatment, they provide the basic elements of a complete light blocking roller shade system.

2.5" Side channels are used in most applications.

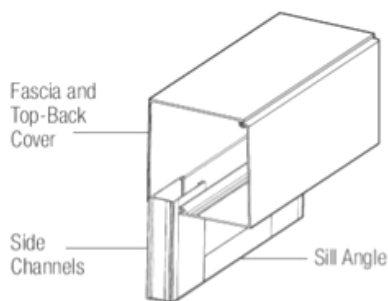


Specifications

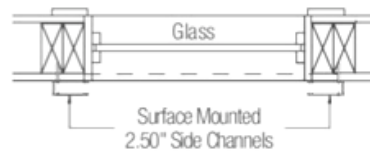
Material	2.5" Side Channel = 078" thick Extruded Aluminum
Color	White, Black, Silver
Length	Available in custom lengths up to 144"

Mounting

As a part of a complete Blackout System, the Side Channels typically mount inside the wall jamb or on the surface of the wall just outside the window opening. In more advanced installation they may be recessed into the wall jambs.



Blackout System Components



Outside-Mount Top View



Inside-Mount Top View